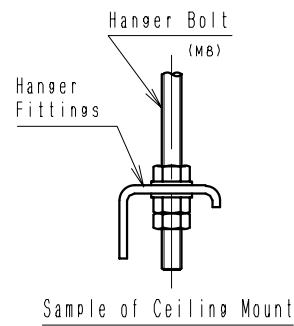
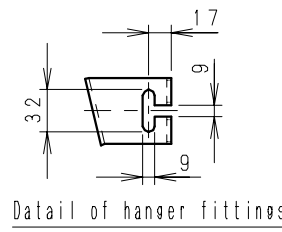
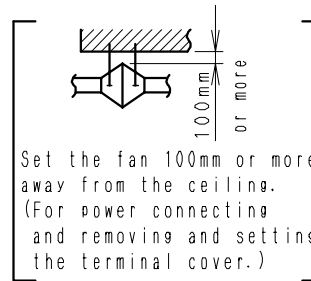
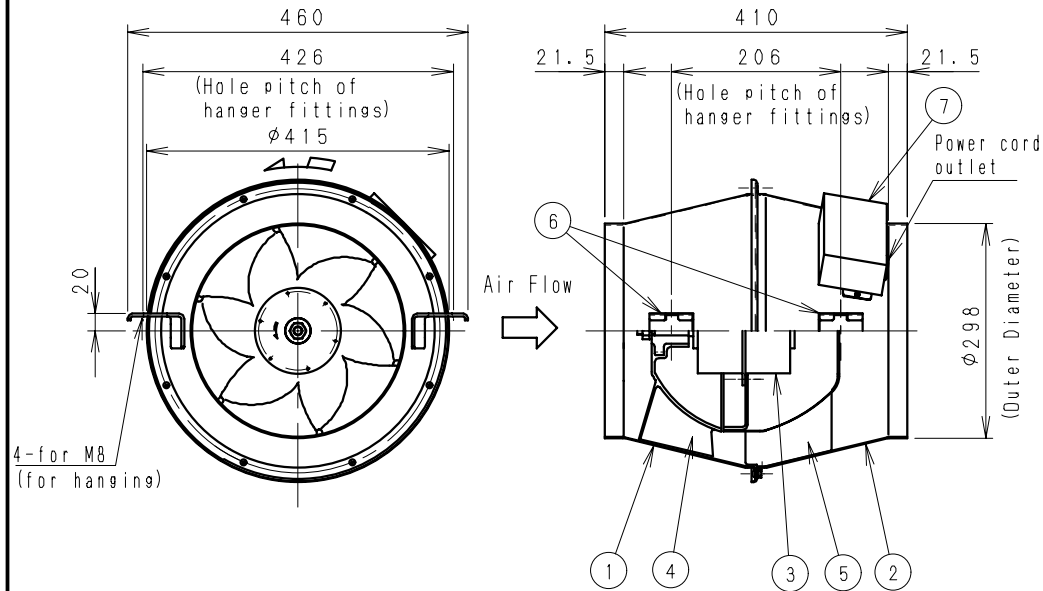
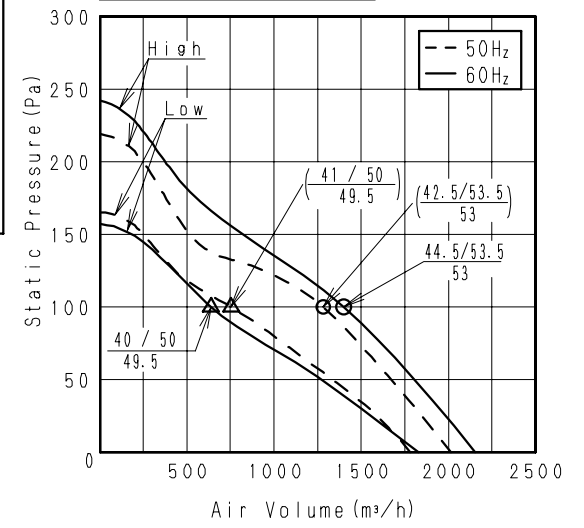


Dimensions (mm)



Performance Curve



The values shown on performance curve mean the sound level (dB(A)) at each point as follows.
The values in () mean the one in the case of 50Hz.
Side of Fan Body / Inlet side
Outlet side

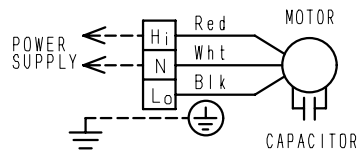
Parts List

No.	Description	Q'ty	Material
1	Casing (A)	1	Steel
2	Casing (B)	1	Steel
3	Motor	1	
4	Wheel	1	PP
5	Guide Vanes	7	Steel
6	Hanger Fittings	4	Steel
7	Terminal Cover	1	Steel

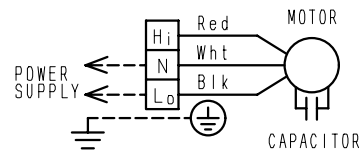
Wiring Diagram

Note) Broken Lines --- indicate the Lines to be wired by the customer.

High-notch



Low-notch



DESCRIPTION		MODEL No.	
Compact Axial Flow Fan (No. 3)		FY-35DSM2NET	
ISSUED DATE	SEP. 27, 2013	DRAWING No.	SGD-093Y
REVISION			
Panasonic Corporation Panasonic Ecology Systems Co., Ltd.			REV. No. 0