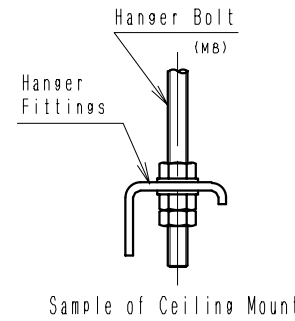
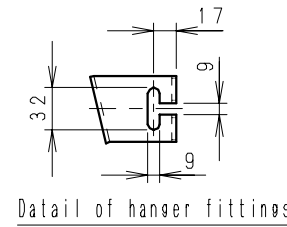
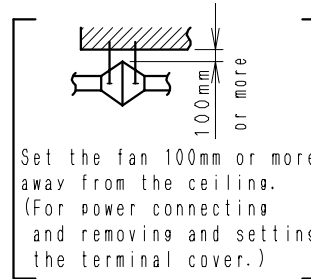
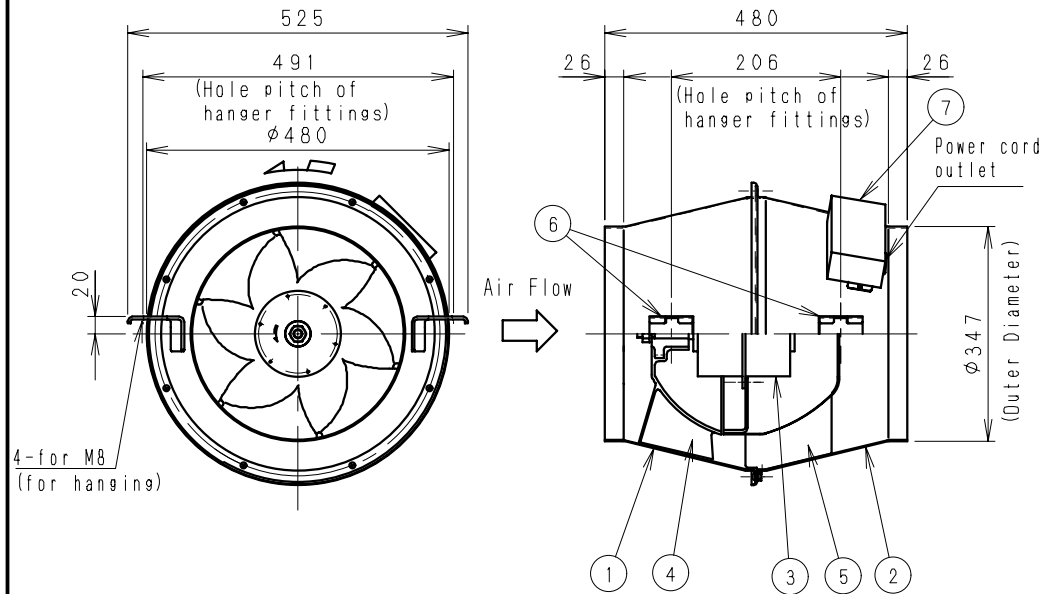
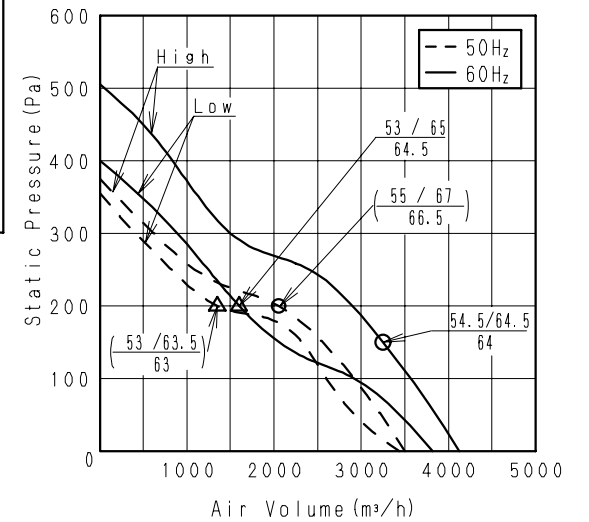


Dimensions (mm)



Performance Curve



The values shown on performance curve mean the sound level (dB(A)) at each point as follows.  
The values in ( ) mean the one in the case of 50Hz.

Side of Fan Body / Inlet side  
Outlet side

Parts List

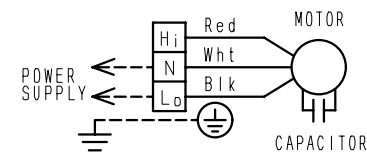
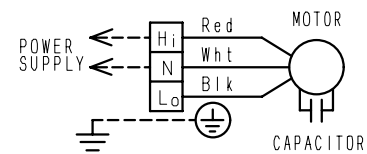
No.	Description	Q'ty	Material
1	Casing (A)	1	Steel
2	Casing (B)	1	Steel
3	Motor	1	
4	Wheel	1	PP
5	Guide Vanes	7	Steel
6	Hanger Fittings	4	Steel
7	Terminal Cover	1	Steel

Wiring Diagram

Note) Broken Lines --- indicate the Lines to be wired by the customer.

High-notch

Low-notch



DESCRIPTION		MODEL No.	
Compact Axial Flow Fan (No. 3½)		FY-40DSH2NET	
ISSUED DATE	Sep. 27, 2013	DRAWING No.	SGD-095Y
REVISION			
Panasonic Corporation Panasonic Ecology Systems Co., Ltd.			REV. No. 0